

Barn Boundary

Boundary 494.1 ac

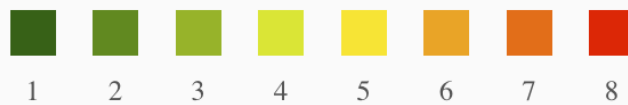
SOIL CODE	SOIL DESCRIPTION	ACRES	%	CAP
MeC	Pep-Estacado loams, 3 to 5 percent slopes	12.5	2.53	6e
PuA	Pullman clay loam, 0 to 1 percent slopes	452.8	91.65	3e
OcB	Olton clay loam, 1 to 3 percent slopes	1.0	0.2	3e
PuB	Pullman clay loam, 1 to 3 percent slopes	24.1	4.87	3e
RaA	Randall clay, 0 to 1 percent slopes, occasionally ponded	3.7	0.75	6w
TOTALS		494.1	100%	3.1

Capability Legend

Increased Limitations and Hazards

Decreased Adaptability and Freedom of Choice Users


Land, Capability Class(non-irrigated)




'Wild Life'




Forestry




Limited



Moderate



Intense



Limited



Moderate



Intense



Very Intense



Grazing Cultivation

(c) climatic limitations (e) susceptibility to erosion

(s) soil limitations within the rooting zone (w) excess of water